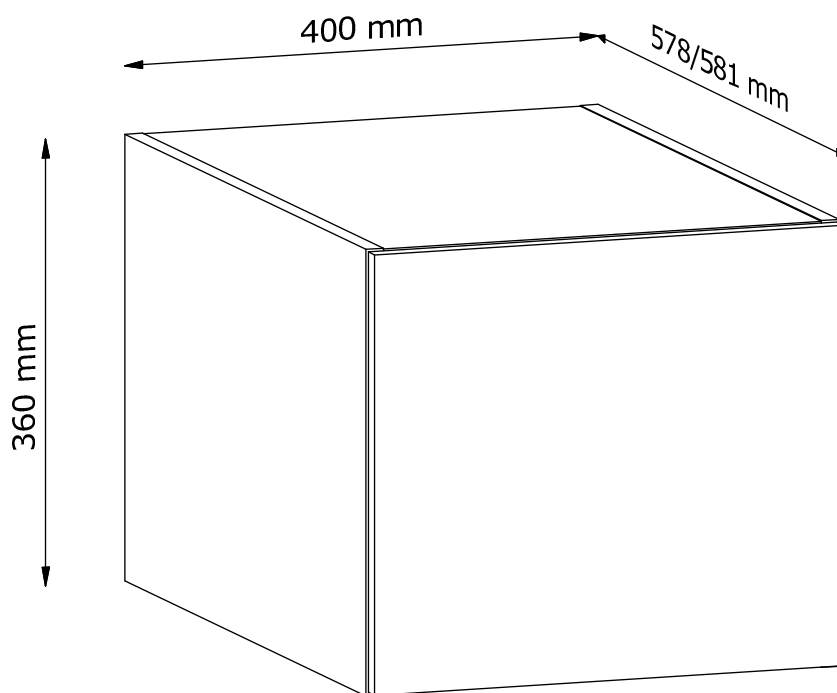


LANGEN

N40



PL: INSTRUKCJA MONTAŻU

EN: ASSEMBLY MANUAL


CZ: PŘÍRUČKA PRO MONTÁŽ

SK: PRÍRUČKA PRE MONTÁŽ

DE: MONTAGEANLEITUNG

SR: UPUTSTVO ZA INSTALACIJU

NL: MONTAGE-INSTRUCTIES



PL:

OSTRZEŻENIE PRZED WYWRÓCENIEM SIĘ

Produkt musi być na stałe przymocowany do ściany dołączonymi uchwytyami, aby uniknąć śmiertelnego wypadku, gdy się przewróci. W pakiecie są tylko śruby pozwalające na przykręcenie uchwyty do produktu, które zapobiegają przewróceniu się produktu. Prosimy o skontaktowanie się ze specjalistycznym sklepem lub fachowcem w sprawie śrub lub kołków, które należy zastosować do danego typu ściany.

EN:

ANTI-TOPPLE WARNING!

This product has to be permanently fixed to the wall with the bracket(s) included, to avoid fatal injury in case it topples over. The pack only contains screws for fastening the anti-topple bracket(s) itself to the product. Please contact your DIY or hardware store for advice on the correct type of screws/raw plugs for your type of wall.

CZ:

VAROVÁNÍ TÝKAJÍCÍ SE SKLOPENÍ!

Tento výrobek musí být trvale připevněn na stěnu pomocí přiložených držáků, aby nedošlo ke smrtelnému zranění, kdyby se sklopil. Sada obsahuje pouze šroubky pro upevnění držáků zabírajících sklopení k výrobku. Ohledně správného typu vrutů/hmoždinek pro daný typ stěny se obraťte na vhodný obchod nebo železářství.

SK:

VÝSTRAHA PRED PREVRÁTENÍM!

Tento produkt musí byť natrvalo pripevnený k stene pomocou dodanej(-ých) konzoly (konzol), aby sa predišlo smrteľnému úrazu v prípade, že sa prevráti. Balenie obsahuje iba skrutky, ktorými sa pripevňujú k produktu samotné konzoly chrániace pred prevrátením. Kontaktujte miestnu predajňu pre domácnosti alebo železiarstvo, kde vám poradia ohľadom správneho typu skrutiek/príchytek pre váš typ steny.

DE:

ACHTUNG KIPPGEFAHR!

Dieses Produkt muss mit der/den mitgelieferten Halterung(en) dauerhaft an der Wand befestigt werden, um tödliche Verletzungen im Falle eines Umkippens zu vermeiden. Die Verpackung enthält lediglich Schrauben zur Befestigung der Kippschutzhalterung(en) am Produkt. Für Informationen zur richtigen Schrauben-/Dübelart für Ihren Wandtyp wenden Sie sich bitte an Ihren Baumarkt.

SR:

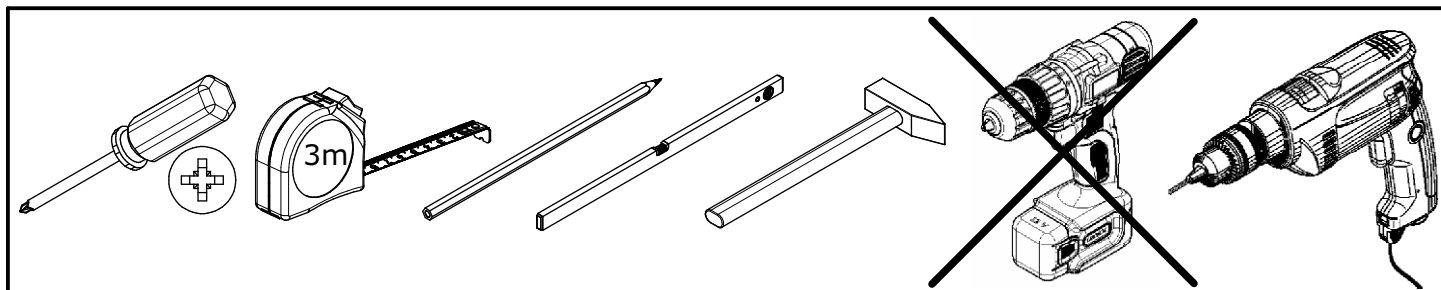
UPOZORENJE O OPASNOSTI OD PADA!

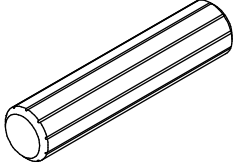
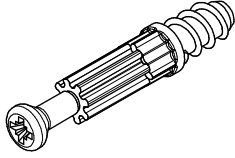

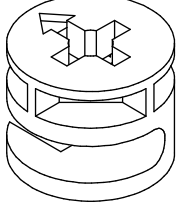
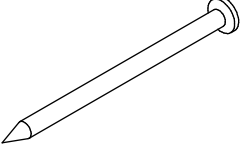
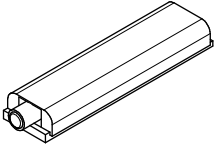
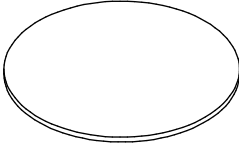
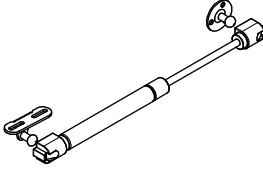
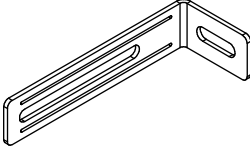
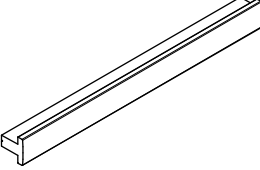
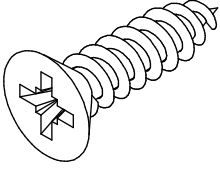
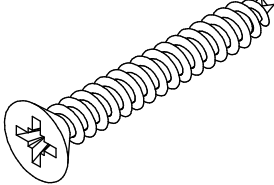

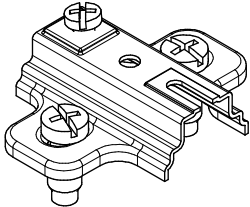
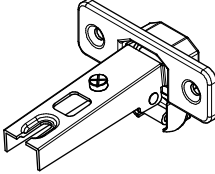
Ovaj proizvod mora stalno da bude pričvršćen za zid držačem (držačima) iz pakovanja, da bi se izbegla smrtonosna povreda u slučaju da proizvod padne. Pakovanje sadrži samo šrafove za pričvršćavanje na proizvod držača protiv padanja. Kontaktirajte prodavnicu "Uradi sam" ili gvoždarsku radnju za savet o ispravnoj vrsti šrafova/tiplova za tip zida koji imate.

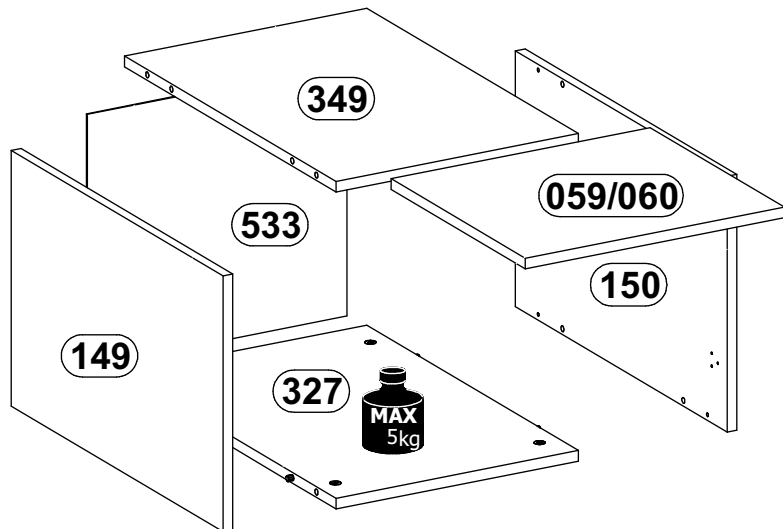
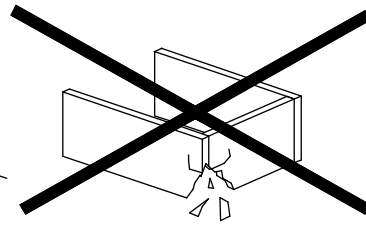
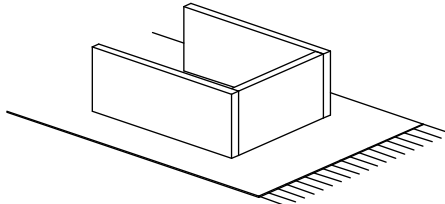
NL:

WAARSCHUWING KANTELBEVEILIGING!

Dit product moet met de haak/haken permanent bevestigd worden aan de muur om verwondingen met dodelijke afloop te voorkomen indien deze omkantelt. De verpakking bevat enkel schroeven om de haken voor kanteelbeveiliging op het product vast te maken. Contacteer uw doe-het-zelfzaak of bouwmarkt voor advies over het correcte type schroeven/rawlplugs voor uw soort muur.



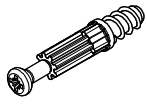
A1 x 8  $\varnothing 8 \times 35 \text{ mm}$	B1 x 8  $\varnothing 5 \times 38 \text{ mm}$	B6 x 2  $\varnothing 14 \times 36 \text{ mm}$	C1 x 8  $\varnothing 15 \times 12 \text{ mm}$	G1 x 16  26mm
I20 x 1  83x21x11mm	J10 x 8  $\varnothing 21 \text{ mm}$	Q1 x 1  270mm	T4 x 1  75x28x16 mm	U18 x 1  200mm
W2 x 13  $\varnothing 3,5 \times 16 \text{ mm}$	W5 x 2  $\varnothing 4 \times 30 \text{ mm}$	Y1 x 2  $\varnothing 8 \times 1,5 \text{ mm}$	Z1 x 2  50x40, H=2	Z3 x 2  n 35, ZK0



No.	L[mm]	W[mm]	H[mm]		BOX
059/060	396	355	15/18	1	2/2
149	560	360	15	1	1/2
150	560	360	15	1	1/2
327	560	370	15	1	1/2
349	560	370	15	1	1/2
533	397	356	2,5	1	1/2

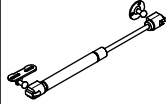
1

B1 x8



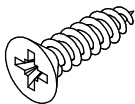
Ø5x38mm

Q1 x1

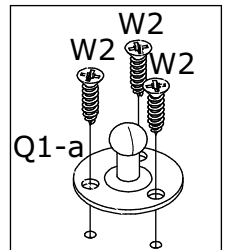
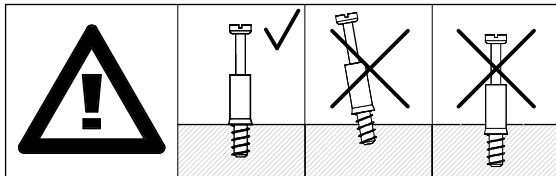
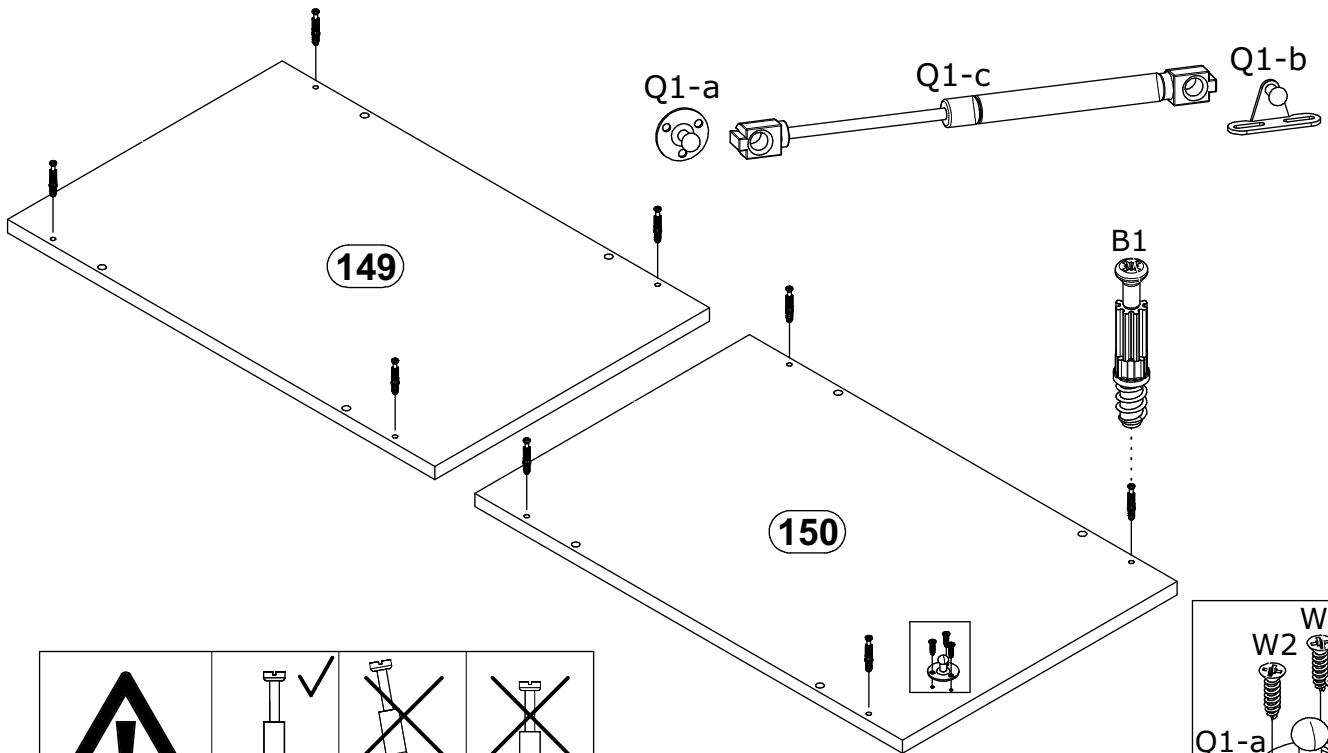
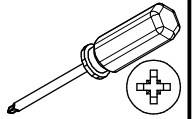


270mm

W2 x3

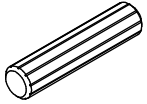


Ø3,5x16mm



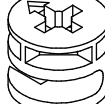
2

A1 x8



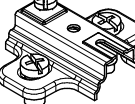
Ø8x35mm

C1 x8

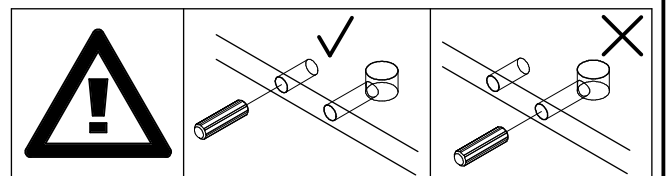
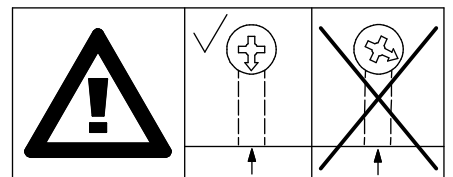
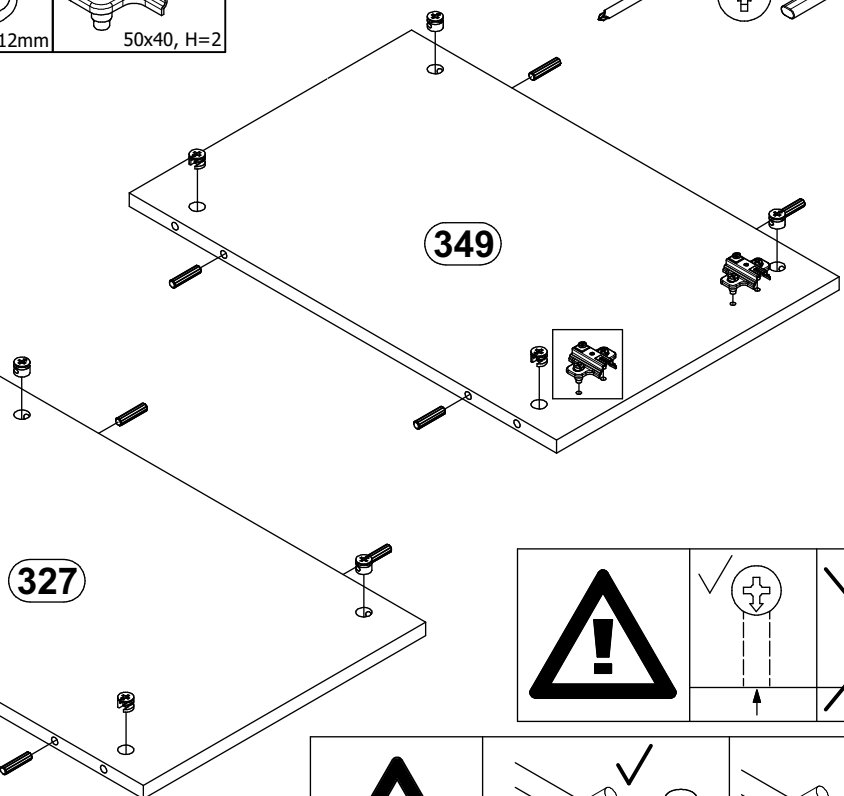

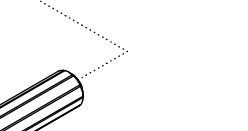
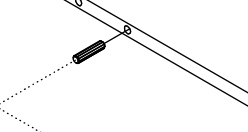
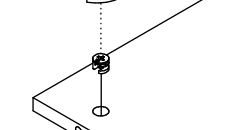
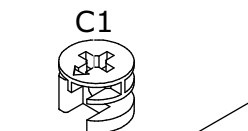
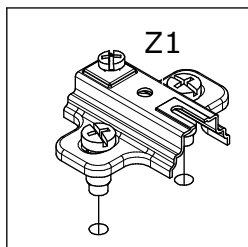
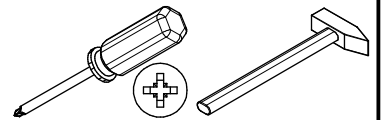


Ø15x12mm

Z1 x2


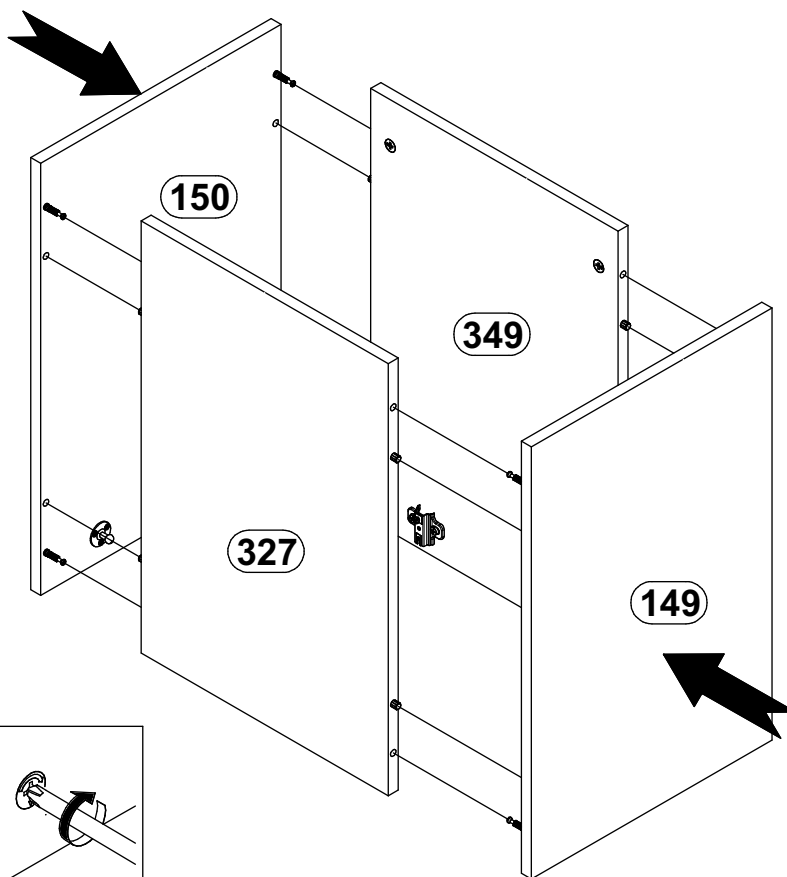
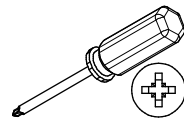


50x40, H=2

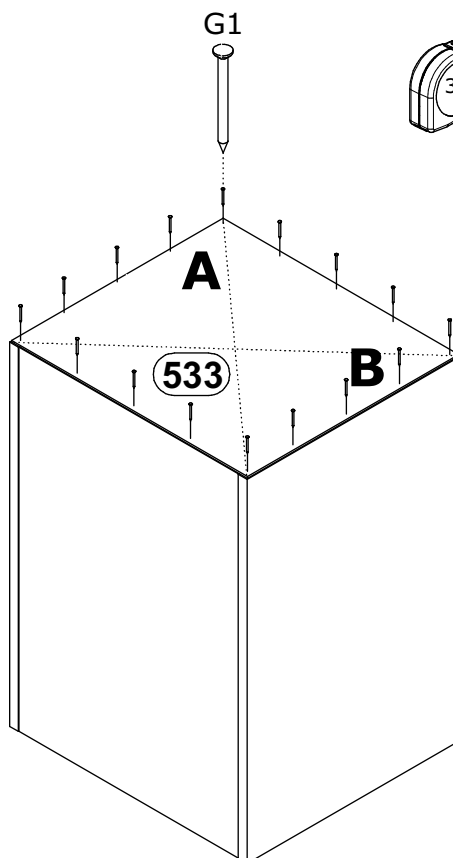
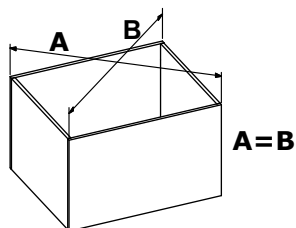
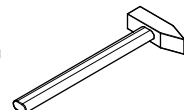
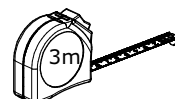
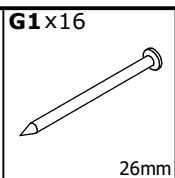


A1

3

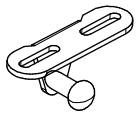


4



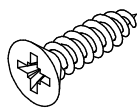
5

Q1-bx1



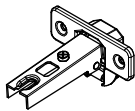
51mm

W2x6

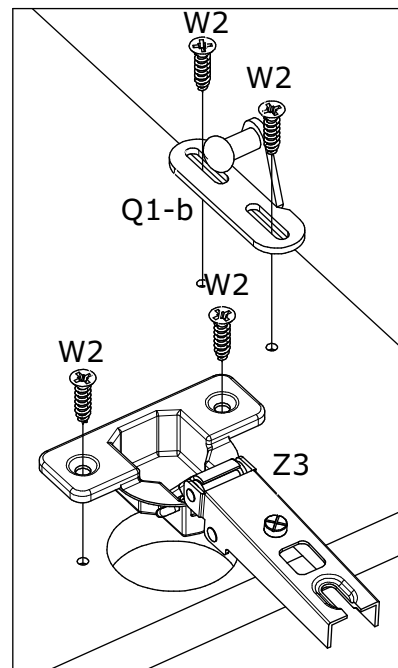
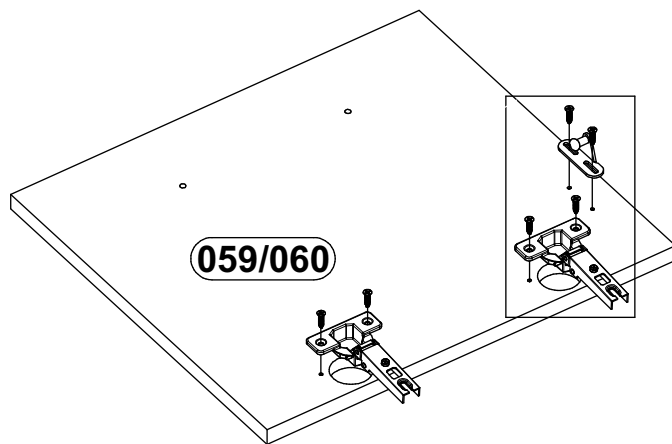
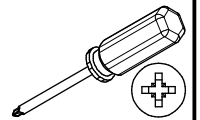


Ø3,5x16mm

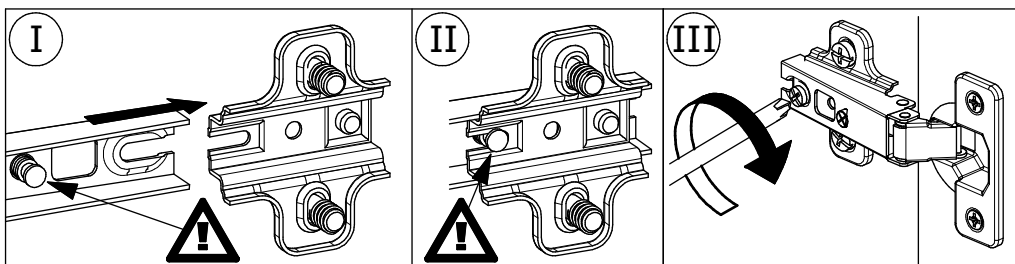
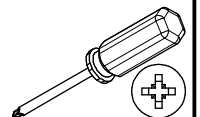
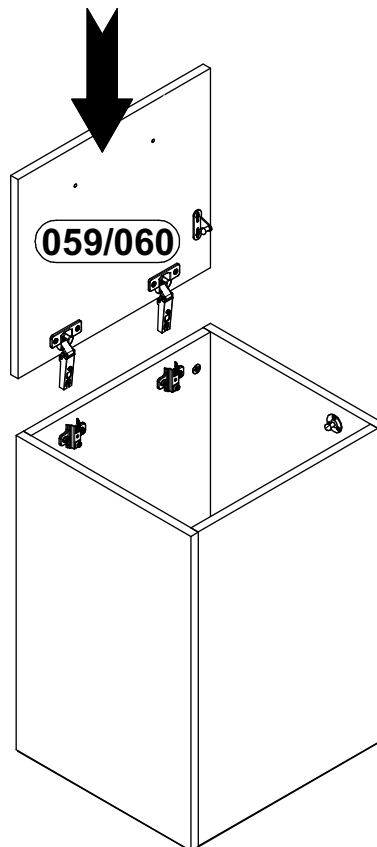
Z3 x2



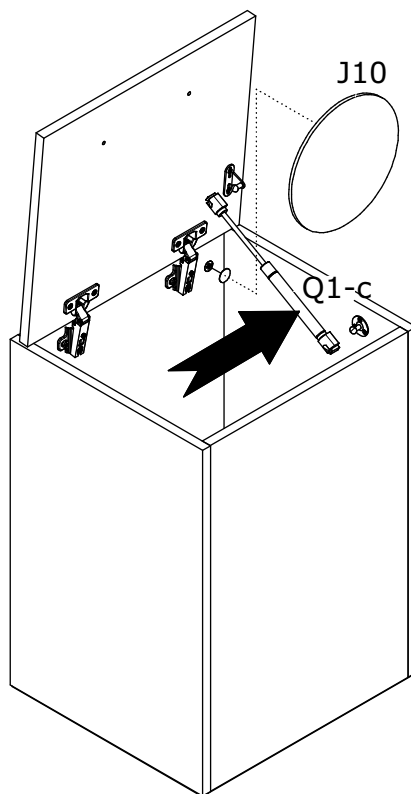
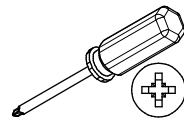
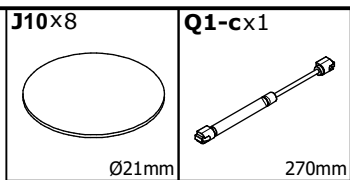
n 35, ZK0



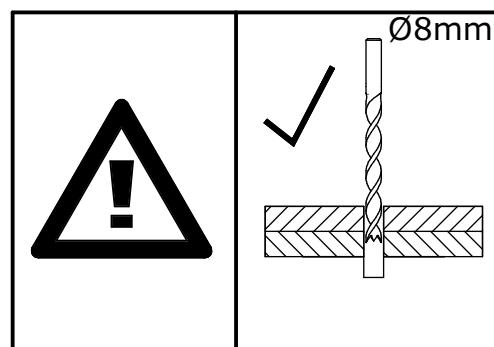
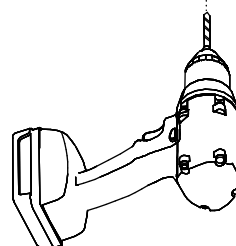
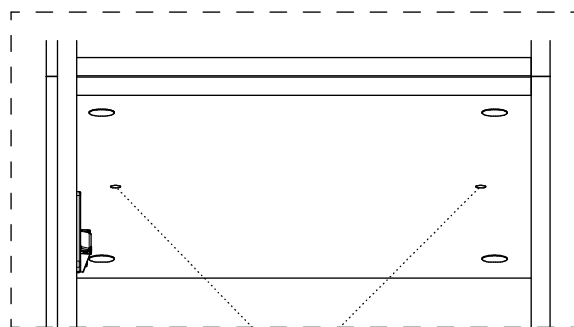
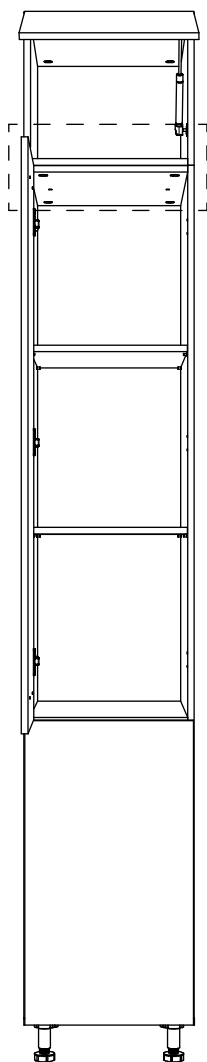
6



7




8

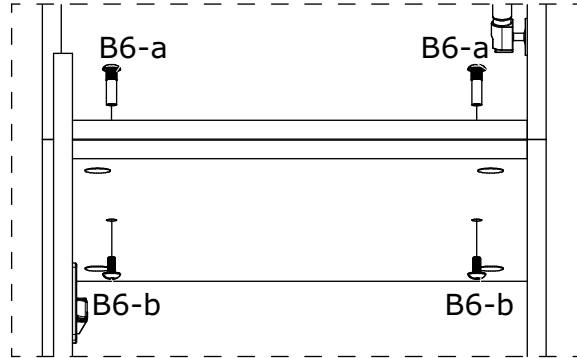
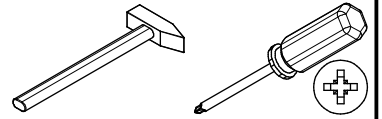
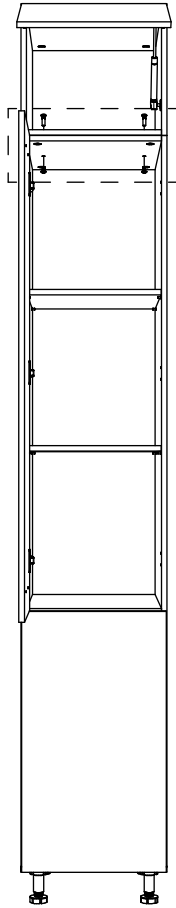


9

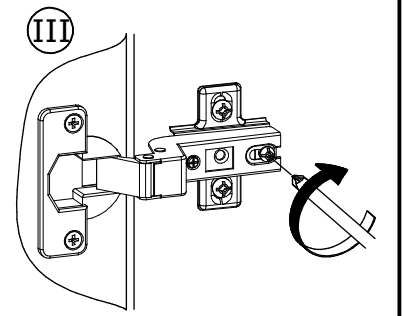
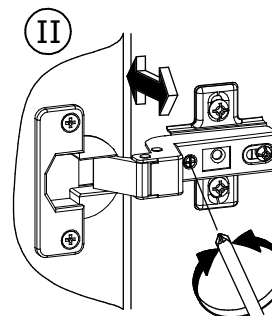
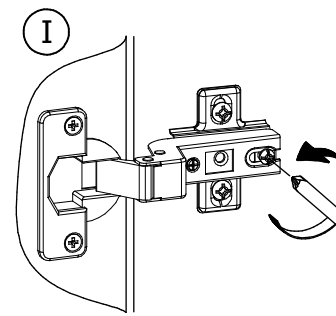
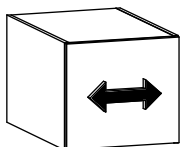
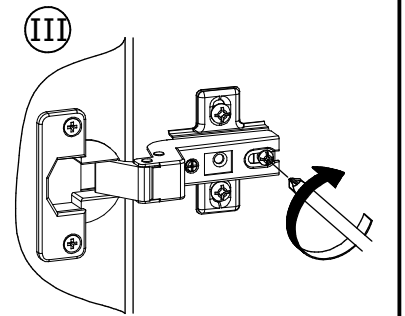
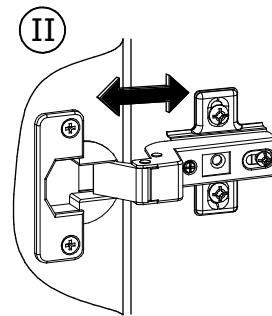
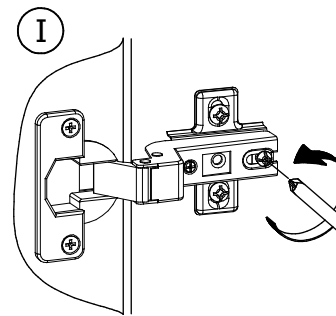
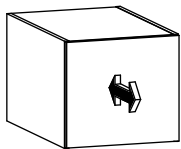
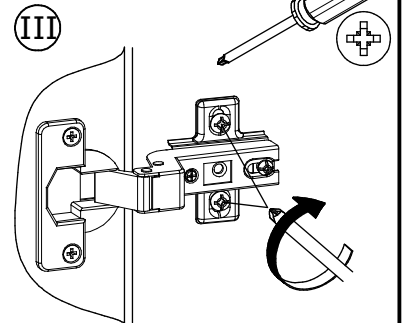
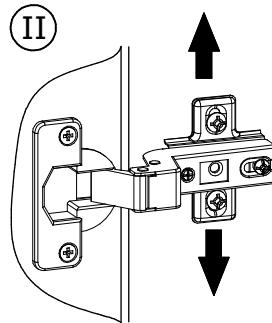
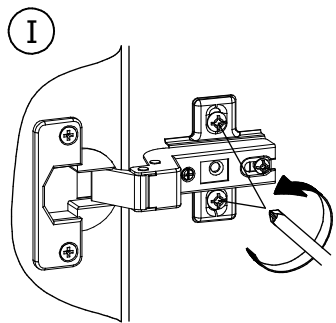
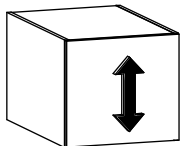
B6 x 2



Ø14x36mm

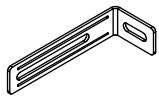


10



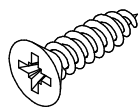
11

T4 x1

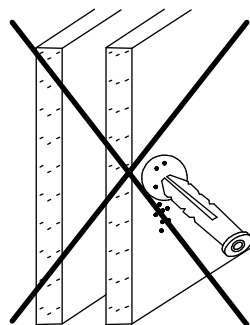
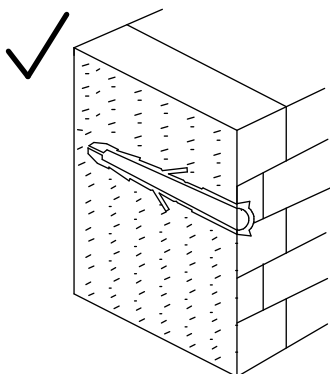
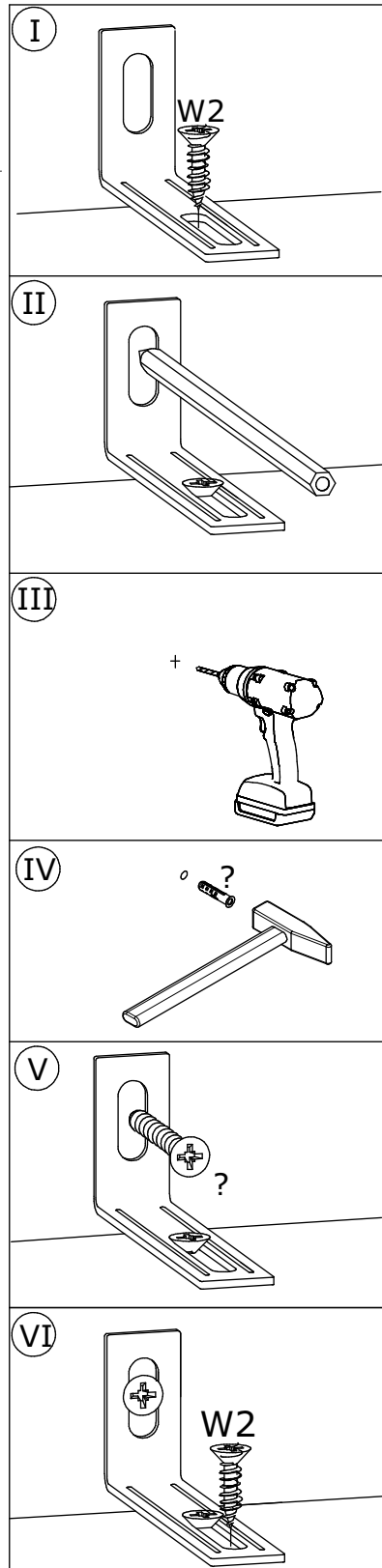

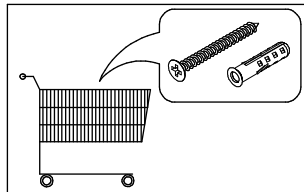


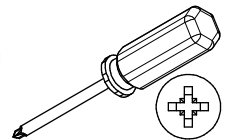
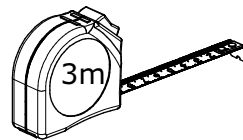
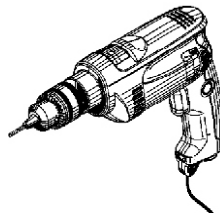
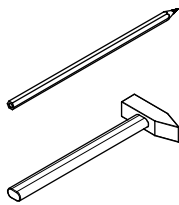


75x28x16 mm

W2 x2



Ø3,5x16mm



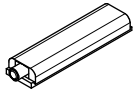
?

A

B

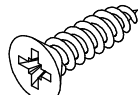
A

I20x

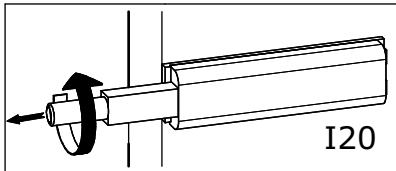


83x21x11mm

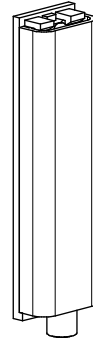
W2x



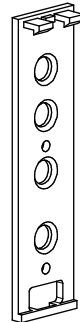
Ø3,5x16mm



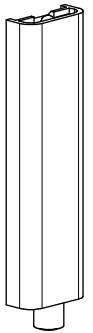
I20



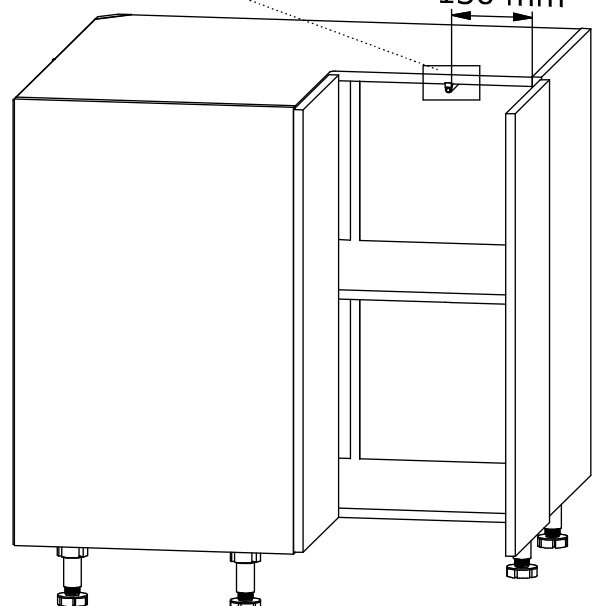
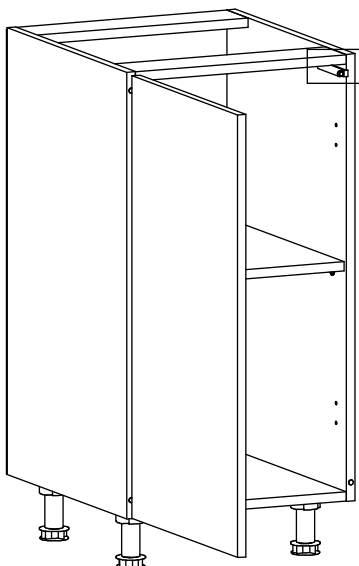
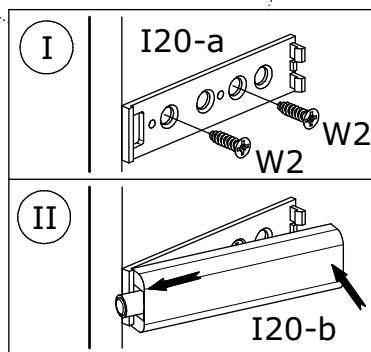
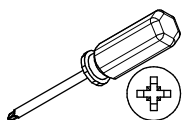
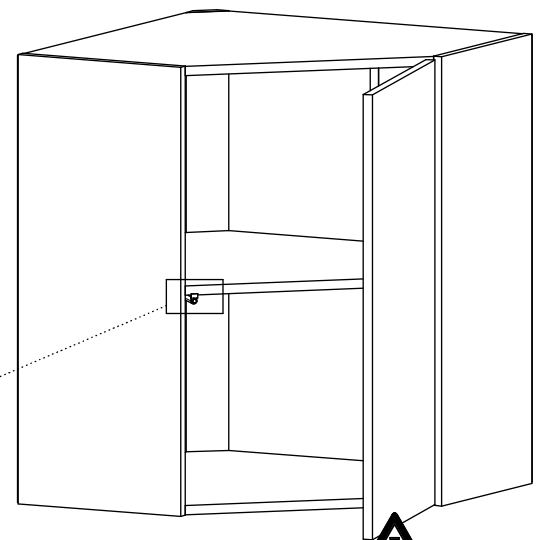
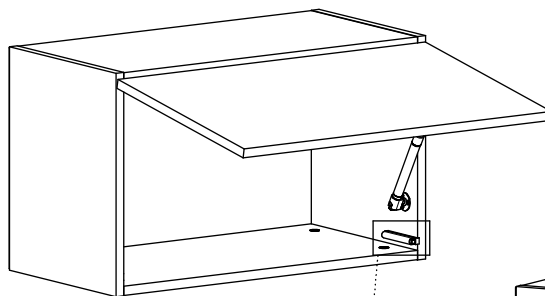
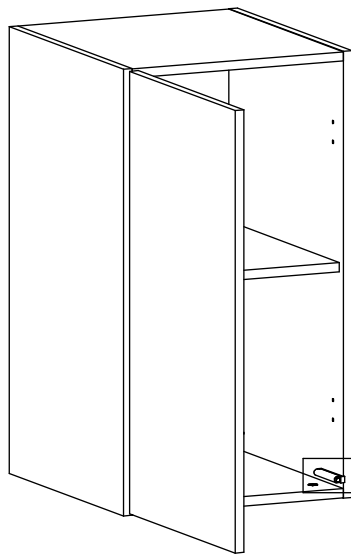
I20



I20-a



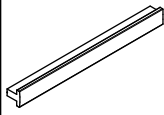
I20-b



130 mm

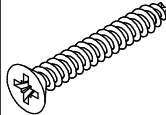
B

U18 / U19



200 / 300mm

W5



Ø4x30mm

Y1



Ø8x1,5mm

